

10. Kategorie – loteryjka

➔ Ćwiczenie dostępne jest jako dodatek do magazynu oraz na stronie internetowej: www.strefalogopedy.pl

11. Czasowniki – plansze

Instrukcja dla logopedy:

Zadaniem dziecka jest pokolorowanie lub otoczenie pętlą obrazków związanych z danym czasownikiem, np.: lata – samolot, mucha, balon...

Polecamy dziecku budowanie zdań z danym czasownikiem. W miarę możliwości podejmujemy próby rozwijania ich, np.:

Pan skacze.

Uśmiechnięty pan skacze.

Uśmiechnięty pan skacze na trampolinie.

Budujemy też zdania przeczące, np.:

Auto nie lata.

Samolot nie skacze.

W naszych ćwiczeniach nazywać będziemy 5 czynności:

LATA






PŁYWA

JEDZIE

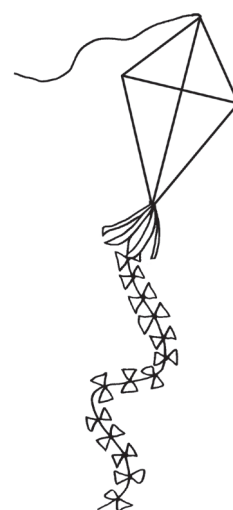



SKACZE




IDZIE

Prezentujemy je dziecku przed przystąpieniem do dalszych ćwiczeń.



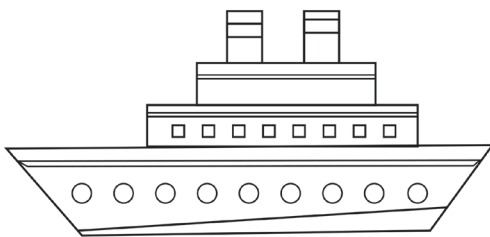








LATA









PŁYWA



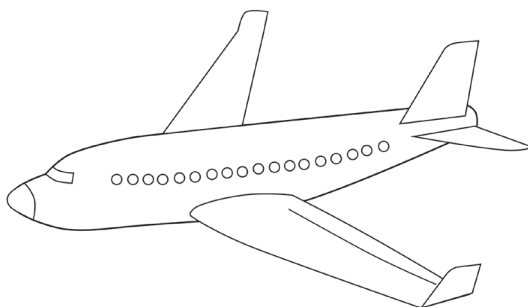
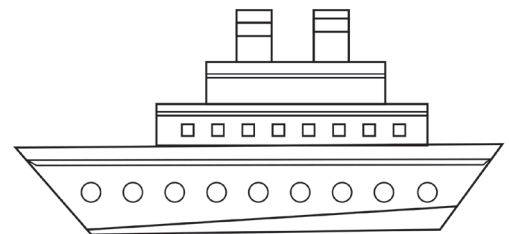




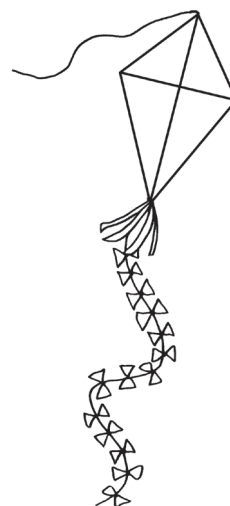




JEDZIE





SKACZE





IDZIE

